



Summer Blast

Getting Ready for
Third Grade

Reading

Math

Writing

Art
Puzzles

and more!



Welcome to Summer Blast!

Dear Family,

Welcome to *Summer Blast: Getting Ready for Third Grade*. Third grade will be an exciting and challenging year for your child. There will be plenty of new learning opportunities, including more complex books to read and more work with fractions and decimals! Interesting new topics in science and social studies will help keep your child engaged in the lessons at school.

Summer Blast was designed to help solidify the concepts your child learned in second grade and to help your child prepare for the year ahead. The activities are based on today's standards and provide practice with essential skills for the upcoming grade level. Keeping reading, writing, and mathematics skills sharp while your child is on break from school will help his or her third-grade year get off to a great start. This book will help you BLAST through summer learning loss!

Keep these tips in mind as you work with your child this summer:

- ◆ Set aside a specific time each day to work on the activities.
- ◆ Have your child complete one or two pages each time he or she works, rather than an entire week's worth of activity pages at one time.
- ◆ Keep all practice sessions with your child positive and constructive. If the mood becomes tense or you and your child get frustrated, set the book aside and find another time to practice.
- ◆ Help your child with instructions, if necessary. If your child is having difficulty understanding what to do, work through some of the problems together.
- ◆ Encourage your child to do his or her best work and compliment the effort that goes into learning.

Enjoy spending time with your child during his or her vacation from school, and be sure to help him or her prepare for the next school year. Third grade will be here before you know it!

What Does Your Rising Third Grader Need to Know?

- 1 Use root words, prefixes, and suffixes to identify new words.
- 2 Understand figurative language such as similes and metaphors.
- 3 Use resources such as the Internet and nonfiction books to conduct research.
- 4 Multiply and divide numbers within 100.
- 5 Understand fractions.
- 6 Calculate area and perimeter of two-dimensional shapes.
- 7 Know how the water cycle works.
- 8 Understand that Earth and other planets orbit the sun, and that the moon orbits Earth.
- 9 Know about civic life and politics.
- 10 Understand selective societies in various continents.



Things to Do as a Family

General Skills

- ◆ Make sure your child gets plenty of exercise. Children need about 60 minutes of physical activity each day. The summer months are the perfect time to go swimming, ride bicycles, or play outdoor team sports.
- ◆ It's also important for children this age to get plenty of sleep. Children this age need between 9–11 hours of sleep each night. Even in the summer, establish a nightly bedtime routine that involves relaxing activities such as a warm shower or bath or reading a story.

Reading Skills

- ◆ Set aside a reading time for the entire family at least once every other day. Help your child choose a book at a comfortable reading level. Take turns reading aloud one page at a time. Be sure to help him or her sound out and define any unfamiliar words.
- ◆ After reading, be sure to talk to your child about what he or she read. Encourage your child to share details from the books they read.

Writing Skills

- ◆ Set up a writing spot for your child. Have all of his or her writing materials in one special place. Having a designated area to write will help your child see writing as an important activity.
- ◆ Encourage your child to keep a daily journal or diary. Have him or her spend 10 minutes a day writing about activities he or she did. The writing should also include his or her thoughts, feelings, likes and dislikes, and so on.

Mathematics Skills

- ◆ Have your child help you cook or bake. The kitchen is a great place to learn and practice fractions, multiplication, division, etc. Ask your child questions as you go along. For example: *If we only need to make half of the recipe, how many cups of flour will we need?*
- ◆ Include your child in grocery shopping. This is a great place to practice multiplication and division. Use the items in the store to help your child practice these skills. For example: *There are a dozen eggs in one carton. If I buy 3 cartons, how many eggs will I have?*

Table of Contents

Introduction

Welcome Letter	4
Helpful Family Resources	5

Weekly Activities

Week 1 Activities	13
Week 2 Activities	23
Week 3 Activities	33
Week 4 Activities	43
Week 5 Activities	53
Week 6 Activities	63
Week 7 Activities	73
Week 8 Activities	83
Week 9 Activities	93

Appendices

Appendix A: Activity Cards	103
Appendix B: Answer Key	111
Appendix C: Parent Handbook	119



Week 1

This week, blast through summer learning loss by:

- ◆ connecting collective nouns
- ◆ responding to an article about a game
- ◆ writing about trains
- ◆ designing a chair
- ◆ writing three-digit numbers
- ◆ practicing money math problems
- ◆ writing expressions
- ◆ making a historical grocery list
- ◆ using speed to add card values



Name These Groups

Directions: Draw a line to connect each collective noun with its group.



A **collective noun** is a word that names a group of people, places, or things.

- | | |
|---------|----------|
| 1 block | cards |
| 2 bed | flowers |
| 3 deck | houses |
| 4 clump | dirt |
| 5 team | water |
| 6 swarm | bees |
| 7 wave | pancakes |
| 8 stack | horses |



Hop to It!

Directions: Read the text. Then, answer the questions.

Here's how to play a fun game called Sack Race. Make two lines about 20 feet (6 meters) apart. One is the start line. One is the finish line. You can use sticks or pieces of rope to make the lines. Have all players line up at one line. Give each player a burlap bag. Each player must step inside the bag and hold on to the top of it. Have someone shout, "Get ready! Get set! Go!" All players must hop to the finish line. The first one to reach it is the winner.



- 1 List three things you need to play Sack Race.

- 2 Why did the author write about a sack race?

- (A) to explain how to play the game
(B) to explain what a burlap bag is for
(C) to explain how to win the race


Trains

Directions: Read about trains in the early 1800s. Then, write at least three sentences telling how trains have changed over time.

Trains were first used in the early 1800s. They were not like trains today. The cars were like wagons. Horses pulled the cars along the tracks.


In 1830, a new train was made. This train was powered by steam. After this, many railways were made. Most were short-run tracks. This means the tracks were not very long. They carried people from place to place. They carried mail and freight, too.

Later, long railways were made. Trains could travel across the country. The trains had beds on them. This made long trips easier for passengers.



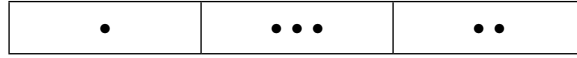
Textiles Extraordinaire!

Directions: You are a talented textile designer. Show your talent by creating a design for the fabric on the chair.



Read Big Numbers

The number 132 has three parts.



The number for
the hundreds
goes here.

The number
for the tens
goes here.

The number
for the ones
goes here.

132

Directions: Write the number that is shown by each set of dots.

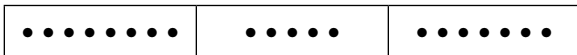
1



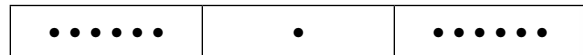
2



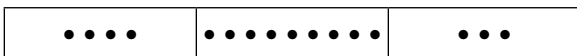
3



4



5



6



Going to the Grocery Store

Directions: Solve each problem.

- 1 Sheena has one of each kind of coin. How much are these 4 coins worth?



Value of each coin: _____

Total value: _____

- 2 A granola bar costs \$1. Nia has 5 quarters. Use words, pictures, and numbers to show whether Nina can buy the granola bar.

- 3 Layla spent 8 nickels riding the bus to the store. Then, she spent 6 dimes buying a drink at the store. Use words, pictures, and numbers to show whether Layla spent more money on the bus or at the store.

Story Problems

Directions: Write an expression to solve each word problem. Draw pictures to help you solve the problems.

- 1 Crystal has a rock collection of 47 different types of rocks. She gives her friend Sara some rocks so that she could start a collection. Crystal now has 38 rocks in her collection. How many rocks does Sara have?

- 3 Brandon counted 51 vehicles on the drive to visit his grandfather. Of the 51 vehicles, 14 were motorcycles. How many of the 51 vehicles that Brandon counted were not motorcycles?

- 2 Expression

Answer

- 4 Expression

Answer

Famous Grocery List

Directions: Imagine you were in charge of making a grocery list of five items for a person from history. Write the name of the person you chose at the top of the list. Then, write the items in the left column. Next to each item, explain why this person would have it on the list.

_____ 's Grocery List

1 _____

2 _____

3 _____

4 _____

5 _____



Card Addition Game

Number of Players

2

Materials

◆ deck of cards

Directions

- 1 Remove the face cards from the deck of cards. Shuffle the remaining cards and place them facedown in a pile.
- 2 Players take turns flipping over three cards from the top of the pile. Each player should add the three values together.
- 3 The first player to add the three numbers on the cards correctly gets a point.
- 4 The first player to reach 10 points is the winner.

